

# POLYURETHANE TYRE COUPLINGS

## TYPE RTP / RTPS



### Features

- Torque transmission is by shear
- Tyre is split into two halves, each bonded to a metal bracket
- Each tyre is bolted radially to hubs mounted on shafts
- Special material with high durability, strength & fatigue resistance

### Benefits

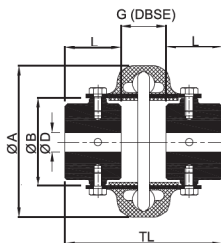
- Easy maintenance, as assembly & disassembly does not require any special skills
- Hubs may be fitted with different orientations to achieve different DBSE
- Higher misalignment capability
- Taper lock bushes may be fitted if required

### Applications

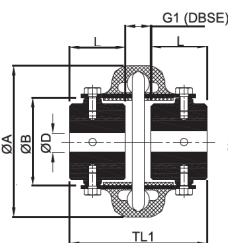
- General Applications - Agitators, Blowers, Conveyors, Cranes, Pumps etc.
- Industry Applications - Cement, Food, Rubber, Steel, Paper, Power Plants etc.

RTP

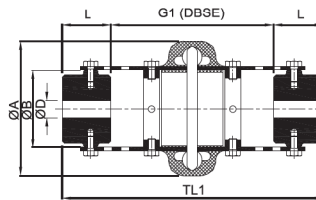
RTPS



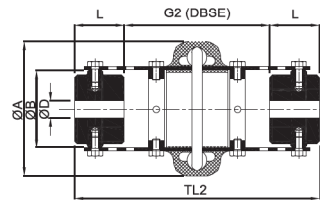
Standard Type



Hub reversed Type



Standard Type



Hub reversed Type

### RTP TECHNICAL DATA

Size	Power kW at 100 rpm	Torque Nm (TK <sub>n</sub> )	Speed rpm (Max)	Bore		Dimensions							Weight Kg (Max Bore)
				ØD (Pilot)	ØD (Max)	ØA	ØB	L	DBSE		Total Length		
									Std. Hub G	Reserve Hub G1	Std. Hub TL	Reserve Hub TL1	
RTP-90	0.23	22	7500	13	28	90	47	24	46	36	94	84	0.65
RTP-103	0.45	43	7500	13	36	103	59	38	46	8	122	84	1
RTP-117	0.66	63	7500	13	42	117	66	38	46	8	122	84	1.8
RTP-138	1.15	110	7500	13	48	138	80	44	59	8	147	96	3
RTP-163	1.89	181	7500	13	55	163	93	44	59	8	147	96	4.4
RTP-185	2.72	260	6600	21	60	185	114	50	65	13	165	113	5.65
RTP-211	4.34	414	5800	21	78	211	138	58	69	12	185	128	11.3
RTP-319	14.99	1432	3800	31	115	319	222	82	97	8	261	172	35.1
RTP-357	26.50	2531	3600	31	123	357	235	85	109	18	279	188	40.4

### RTPS TECHNICAL DATA

Size	kW at 100 rpm	Torque Nm (TK <sub>n</sub> )	Speed rpm (Max)	Bore		Dimensions							Weight Kg (Max Bore)
				ØD (Pilot)	ØD (Max)	ØA	ØB	L	DBSE		Total Length		
									Std. Hub G1	Reserve Hub G2	Std. Hub TL1	Reserve Hub TL2	
RTPS-103-R	0.45	43	7500	13	36	103	59	38	100,140	55,95	176,216	131,171	1.3
RTPS-117-R	0.66	63	7500	13	42	117	66	38	100,140	55,95	176,216	131,171	2.0
RTPS-138-R	1.15	110	7500	13	48	138	80	44	100,140	49,89	188,228	137,177	3.5
RTPS-163-R	1.89	181	7500	13	55	163	93	44	100,140	49,89	188,228	137,177	4.8
RTPS-211	4.34	414	5800	21	78	211	138	58	140,180	80,123	256,296	196,239	11.7
RTPS-319	14.99	1432	3800	31	115	319	222	82	180,250	92,162	344,414	256,326	36.3
RTPS-357	26.50	2531	3600	31	123	357	235	85	180,250	88,159	350,420	258,329	41.6

The "R" in sizes RTPS-103 to RTPS-163 designates that the coupling is provided with high speed rings. Rings are standard for these sizes and optional for others.

Consult RATHI for Max Bore with Square Key.