

V-BELTS

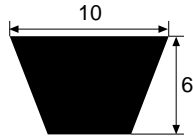


CLASSIC V-BELT

Z PROFILE

$$Lw = Li + 22$$

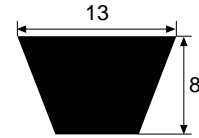
$$La = Li + 38$$



A PROFILE

$$Lw = Li + 30$$

$$La = Li + 50$$



Ref belt	Li mm	Price
Z 13	330	Check
Z 14	356	Check
Z 14 1/2	368	Check
Z 15	381	Check
Z 15 1/2	394	Check
Z 16	406	Check
Z 17	432	Check
Z 17 1/2	445	Check
Z 18	457	Check
Z 19	483	Check
Z 20	508	Check
Z 21	533	Check
Z 21 1/2	546	Check
Z 22	559	Check
Z 22 1/2	572	Check
Z 23	584	Check
Z 23 1/2	597	Check
Z 24	610	Check
Z 24 1/2	622	Check
Z 25	635	Check
Z 25 1/2	648	Check
Z 26	660	Check
Z 27	686	Check
Z 27 1/2	699	Check
Z 28	711	Check
Z 29	737	Check
Z 29 1/2	749	Check
Z 30	762	Check
Z 30 1/2	775	Check
Z 31	787	Check
Z 32	813	Check
Z 32 1/2	826	Check
Z 33	838	Check
Z 33 1/2	851	Check
Z 34	864	Check
Z 34 1/2	876	Check
Z 35	889	Check
Z 36	914	Check
Z 36 1/2	927	Check
Z 37	940	Check
Z 37 1/2	959	Check

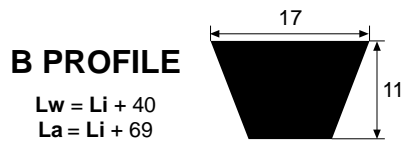
Ref belt	Li mm	Price
Z 38	965	Check
Z 38 1/2	978	Check
Z 39	991	Check
Z 39 1/2	1003	Check
Z 40	1016	Check
Z 40 1/2	1029	Check
Z 41	1041	Check
Z 41 1/2	1054	Check
Z 42	1067	Check
Z 42 1/2	1080	Check
Z 43	1092	Check
Z 44	1118	Check
Z 45	1143	Check
Z 46	1168	Check
Z 46 1/2	1181	Check
Z 47	1194	Check
Z 48	1219	Check
Z 49	1245	Check
Z 50	1270	Check
Z 51	1295	Check
Z 52	1321	Check
Z 53	1346	Check
Z 54	1372	Check
Z 55	1397	Check
Z 56	1422	Check
Z 57	1448	Check
Z 58	1473	Check
Z 59	1499	Check
Z 59 1/2	1511	Check
Z 60	1524	Check
Z 61	1549	Check
Z 62	1575	Check
Z 63	1600	Check
Z 64	1626	Check
Z 65	1651	Check
Z 66	1676	Check
Z 67	1702	Check
Z 68	1727	Check
Z 73	1854	Check
Z 85	2159	Check
Z 93	2362	Check

Ref belt	Li mm	Price
A 20	508	Check
A 21	533	Check
A 22	559	Check
A 23	584	Check
A 23 1/2	597	Check
A 24	610	Check
A 25	635	Check
A 26	660	Check
A 27	686	Check
A 28	711	Check
A 29	737	Check
A 30	762	Check
A 31	787	Check
A 32	813	Check
A 33	838	Check
A 34	864	Check
A 35	889	Check
A 36	914	Check
A 37	940	Check
A 38	965	Check
A 38 1/2	978	Check
A 39	991	Check
A 40	1016	Check
A 41	1041	Check
A 42	1067	Check
A 42 1/2	1080	Check
A 43	1092	Check
A 44	1118	Check
A 44 1/2	1130	Check
A 45	1143	Check
A 45 1/2	1156	Check
A 46	1168	Check
A 46 1/2	1181	Check
A 47	1194	Check
A 48	1219	Check
A 49	1245	Check
A 50	1270	Check
A 51	1295	Check
A 52	1321	Check
A 53	1346	Check
A 54	1372	Check
A 55	1397	Check
A 56	1422	Check
A 57	1448	Check
A 58	1473	Check
A 59	1499	Check
A 60	1524	Check
A 61	1549	Check
A 62	1575	Check
A 63	1600	Check
A 64	1626	Check
A 65	1651	Check
A 66	1676	Check
A 67	1702	Check
A 68	1727	Check
A 69	1753	Check
A 70	1778	Check
A 71	1803	Check

Ref belt	Li mm	Price
A 72	1829	Check
A 73	1854	Check
A 74	1880	Check
A 75	1905	Check
A 76	1930	Check
A 77	1956	Check
A 78	1981	Check
A 79	2007	Check
A 80	2032	Check
A 81	2057	Check
A 82	2083	Check
A 83	2108	Check
A 84	2134	Check
A 85	2159	Check
A 86	2184	Check
A 87	2210	Check
A 88	2235	Check
A 89	2261	Check
A 90	2286	Check
A 91	2311	Check
A 92	2337	Check
A 93	2362	Check
A 94	2388	Check
A 95	2413	Check
A 96	2438	Check
A 97	2464	Check
A 98	2489	Check
A 99	2515	Check
A 100	2540	Check
A 101	2565	Check
A 102	2591	Check
A 104	2642	Check
A 105	2667	Check
A 106	2692	Check
A 107	2718	Check
A 108	2743	Check
A 110	2794	Check
A 112	2845	Check
A 114	2896	Check
A 115	2921	Check
A 116	2946	Check
A 118	2997	Check
A 120	3048	Check
A 124	3150	Check
A 126	3200	Check
A 128	3251	Check
A 130	3302	Check
A 132	3353	Check
A 134	3404	Check
A 136	3454	Check
A 138	3505	Check
A 140	3556	Check
A 144	3658	Check
A 148	3759	Check
A 150	3810	Check
A 158	4013	Check
A 162	4115	Check
A 180	4572	Check
A 187	4750	Check

La = External development
 Lw = Early development
 Li = Internal development

CLASSIC V-BELT



Ref belt	Li mm	Price
B 23	584	Check
B 25	635	Check
B 26	660	Check
B 27	686	Check
B 28	711	Check
B 29	737	Check
B 30	762	Check
B 31	787	Check
B 32	813	Check
B 33	838	Check
B 34	864	Check
B 35	889	Check
B 36	914	Check
B 37	940	Check
B 38	965	Check
B 39	991	Check
B 40	1016	Check
B 41	1041	Check
B 42	1067	Check
B 43	1092	Check
B 44	1118	Check
B 45	1143	Check
B 46	1168	Check
B 47	1194	Check
B 48	1219	Check
B 49	1245	Check
B 50	1270	Check
B 51	1295	Check
B 52	1321	Check
B 53	1346	Check
B 54	1372	Check
B 55	1397	Check
B 56	1422	Check
B 57	1448	Check
B 58	1473	Check
B 59	1499	Check
B 60	1524	Check
B 61	1549	Check
B 62	1575	Check
B 63	1600	Check
B 64	1626	Check
B 65	1651	Check
B 66	1676	Check
B 67	1702	Check
B 68	1727	Check
B 69	1753	Check

Ref belt	Li mm	Price
B 70	1778	Check
B 71	1803	Check
B 72	1829	Check
B 73	1854	Check
B 74	1880	Check
B 75	1905	Check
B 76	1930	Check
B 77	1956	Check
B 78	1981	Check
B 79	2007	Check
B 80	2032	Check
B 81	2057	Check
B 82	2083	Check
B 83	2108	Check
B 84	2134	Check
B 85	2159	Check
B 86	2184	Check
B 87	2210	Check
B 88	2235	Check
B 89	2261	Check
B 90	2286	Check
B 91	2311	Check
B 92	2337	Check
B 93	2362	Check
B 94	2388	Check
B 95	2413	Check
B 96	2438	Check
B 97	2464	Check
B 98	2489	Check
B 99	2515	Check
B 100	2540	Check
B 101	2565	Check
B 102	2591	Check
B 103	2616	Check
B 104	2642	Check
B 105	2667	Check
B 106	2692	Check
B 107	2718	Check
B 108	2743	Check
B 110	2794	Check
B 112	2845	Check
B 113	2870	Check
B 114	2896	Check
B 115	2921	Check
B 116	2946	Check
B 117	2972	Check

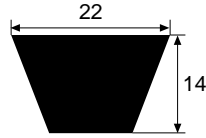
Ref belt	Li mm	Price
B 118	2997	Check
B 120	3048	Check
B 122	3099	Check
B 124	3150	Check
B 126	3200	Check
B 128	3251	Check
B 130	3302	Check
B 132	3353	Check
B 134	3404	Check
B 136	3454	Check
B 138	3505	Check
B 140	3556	Check
B 142	3607	Check
B 143	3632	Check
B 144	3658	Check
B 146	3708	Check
B 147	3734	Check
B 148	3759	Check
B 150	3810	Check
B 152	3861	Check
B 154	3912	Check
B 156	3962	Check
B 158	4013	Check
B 160	4064	Check
B 162	4115	Check
B 165	4191	Check
B 167	4242	Check
B 170	4318	Check
B 173	4394	Check
B 177	4496	Check
B 178	4521	Check
B 180	4572	Check
B 187	4750	Check
B 195	4953	Check
B 197	5004	Check
B 204	5182	Check
B 208	5283	Check
B 211	5359	Check
B 214	5436	Check
B 224	5690	Check
B 225	5715	Check
B 236	5994	Check
B 240	6096	Check
B 248	6299	Check
B 276	7010	Check
B 394	10008	Check
B 414	10516	Check

CLASSIC V-BELT

C PROFILE

$$Lw = Li + 58$$

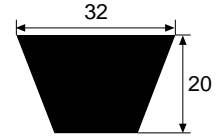
$$La = Li + 88$$



D PROFILE

$$Lw = Li + 76$$

$$La = Li + 126$$



Ref belt	Li mm	Price
C 40	1016	Check
C 41	1041	Check
C 42	1067	Check
C 43	1092	Check
C 44	1118	Check
C 45	1143	Check
C 46	1168	Check
C 47	1194	Check
C 48	1219	Check
C 49	1245	Check
C 50	1270	Check
C 51	1295	Check
C 52	1321	Check
C 53	1346	Check
C 54	1372	Check
C 55	1397	Check
C 56	1422	Check
C 57	1448	Check
C 58	1473	Check
C 59	1499	Check
C 60	1524	Check
C 61	1549	Check
C 62	1575	Check
C 63	1600	Check
C 64	1626	Check
C 65	1651	Check
C 66	1676	Check
C 67	1702	Check
C 68	1727	Check
C 69	1753	Check
C 70	1778	Check
C 71	1803	Check
C 72	1829	Check
C 73	1854	Check
C 74	1880	Check
C 75	1905	Check
C 76	1930	Check
C 77	1956	Check
C 78	1981	Check
C 79	2007	Check
C 80	2032	Check
C 81	2057	Check
C 82	2083	Check
C 83	2108	Check
C 84	2134	Check
C 85	2159	Check
C 86	2184	Check

Ref belt	Li mm	Price
C 87	2210	Check
C 88	2235	Check
C 89	2261	Check
C 90	2286	Check
C 91	2311	Check
C 92	2337	Check
C 93	2362	Check
C 94	2388	Check
C 95	2413	Check
C 96	2438	Check
C 97	2464	Check
C 98	2489	Check
C 99	2515	Check
C 100	2540	Check
C 101	2565	Check
C 102	2591	Check
C 104	2642	Check
C 105	2667	Check
C 106	2692	Check
C 108	2743	Check
C 110	2794	Check
C 111	2819	Check
C 112	2845	Check
C 114	2896	Check
C 115	2921	Check
C 116	2946	Check
C 117	2972	Check
C 118	2997	Check
C 119	3023	Check
C 120	3048	Check
C 122	3099	Check
C 124	3150	Check
C 126	3200	Check
C 128	3251	Check
C 130	3302	Check
C 132	3353	Check
C 134	3404	Check
C 136	3454	Check
C 138	3505	Check
C 140	3556	Check
C 142	3607	Check
C 144	3658	Check
C 146	3708	Check
C 148	3759	Check
C 150	3810	Check
C 153	3886	Check
C 154	3912	Check

Ref belt	Li mm	Price
C 156	3962	Check
C 158	4013	Check
C 160	4064	Check
C 162	4115	Check
C 164	4166	Check
C 167	4242	Check
C 173	4394	Check
C 175	4445	Check
C 177	4496	Check
C 178	4521	Check
C 180	4572	Check
C 183	4648	Check
C 185	4699	Check
C 187	4750	Check
C 188	4775	Check
C 190	4826	Check
C 195	4953	Check
C 197	5004	Check
C 200	5080	Check
C 204	5182	Check
C 208	5283	Check
C 210	5334	Check
C 220	5588	Check
C 223	5664	Check
C 224	5690	Check
C 225	5715	Check
C 228	5791	Check
C 230	5842	Check
C 236	5994	Check
C 240	6096	Check
C 248	6299	Check
C 260	6604	Check
C 264	6706	Check
C 270	6858	Check
C 276	7010	Check
C 297	7544	Check
C 300	7620	Check
C 303	7696	Check
C 315	8001	Check
C 330	8382	Check
C 336	8534	Check
C 360	9144	Check
C 394	10008	Check
C 482	12243	Check
C 555	14097	Check
C 557	14148	Check
C 570	14478	Check

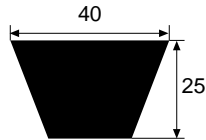
Ref belt	Li mm	Price
D 85	2159	Check
D 98	2489	Check
D 105	2667	Check
D 112	2845	Check
D 118	2997	Check
D 125	3175	Check
D 128	3251	Check
D 135	3429	Check
D 136	3454	Check
D 140	3556	Check
D 144	3658	Check
D 148	3759	Check
D 154	3912	Check
D 158	4013	Check
D 162	4115	Check
D 163	4140	Check
D 165	4191	Check
D 167	4242	Check
D 173	4394	Check
D 180	4572	Check
D 187	4750	Check
D 195	4953	Check
D 197	5004	Check
D 204	5182	Check
D 208	5283	Check
D 210	5334	Check
D 220	5588	Check
D 223	5664	Check
D 225	5715	Check
D 238	6045	Check
D 240	6096	Check
D 248	6299	Check
D 250	6350	Check
D 264	6706	Check
D 270	6858	Check
D 280	7112	Check
D 298	7569	Check
D 300	7620	Check
D 314	7976	Check
D 316	8026	Check
D 330	8382	Check
D 335	8509	Check
D 345	8763	Check
D 354	8992	Check
D 360	9144	Check
D 374	9500	Check
D 380	9652	Check
D 394	10008	Check
D 430	10922	Check
D 441	11201	Check
D 480	12192	Check

CLASSIC V-BELT

E PROFILE

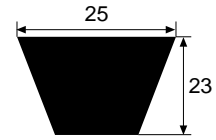
$$L_w = L_i + 80$$

$$L_a = L_i + 157$$



8V PROFILE

$$L_i = L_a - 120$$



Ref belt	Li mm	Price
E 240	6096	Check
E 270	6858	Check
E 285	7239	Check
E 300	7620	Check
E 360	9144	Check
E 392	9957	Check
E 394	10008	Check
E 396	10058	Check
E 420	10668	Check
E 440	11176	Check
E 441	11201	Check
E 460	11684	Check
E 475	12065	Check
E 480	12192	Check
E 490	12446	Check

Ref belt	La mm	Price
8V 1320	3353	Check
8V 1600	4064	Check
8V 1800	4572	Check
8V 2240	5690	Check
8V 2500	6350	Check
8V 2800	7112	Check
8V 3000	7620	Check
8V 3150	8001	Check
8V 3350	8509	Check
8V 3550	9017	Check
8V 3750	9525	Check
8V 4000	10160	Check
8V 4250	10795	Check
8V 4500	11430	Check

CRAWLER BELT


PowerWist Plus
V-BELTS



Type	Z	A	B	C	D
Price per Meter	Check	Check	Check	Check	Check

PERFORATED BELT

Type	Z	A	B	C
Price per Meter	Check	Check	Check	Check
Attachment Price (10 units)	Check	Check	Check	Check

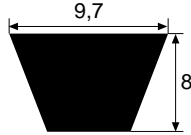


NARROW PROFILE V-BELT

SPZ PROFILE

$$Li = Lw - 38$$

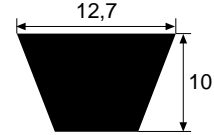
$$La = Lw + 13$$



SPA PROFILE

$$Li = Lw - 45$$

$$La = Lw + 18$$



Ref Lw - mm	Price
SPZ 487	Check
SPZ 512	Check
SPZ 545	Check
SPZ 562	Check
SPZ 587	Check
SPZ 612	Check
SPZ 630	Check
SPZ 637	Check
SPZ 662	Check
SPZ 670	Check
SPZ 687	Check
SPZ 697	Check
SPZ 710	Check
SPZ 722	Check
SPZ 737	Check
SPZ 750	Check
SPZ 762	Check
SPZ 772	Check
SPZ 787	Check
SPZ 800	Check
SPZ 812	Check
SPZ 825	Check
SPZ 837	Check
SPZ 850	Check
SPZ 862	Check
SPZ 875	Check
SPZ 887	Check
SPZ 900	Check
SPZ 912	Check
SPZ 925	Check
SPZ 937	Check
SPZ 950	Check
SPZ 960	Check
SPZ 962	Check
SPZ 987	Check
SPZ 1000	Check
SPZ 1010	Check
SPZ 1012	Check
SPZ 1024	Check
SPZ 1037	Check
SPZ 1047	Check
SPZ 1060	Check
SPZ 1080	Check
SPZ 1087	Check
SPZ 1112	Check
SPZ 1120	Check
SPZ 1137	Check
SPZ 1140	Check
SPZ 1150	Check
SPZ 1162	Check
SPZ 1180	Check
SPZ 1187	Check
SPZ 1200	Check
SPZ 1212	Check
SPZ 1237	Check
SPZ 1250	Check
SPZ 1262	Check
SPZ 1270	Check
SPZ 1287	Check
SPZ 1312	Check
SPZ 1320	Check
SPZ 1337	Check

Ref Lw - mm	Price
SPZ 1347	Check
SPZ 1362	Check
SPZ 1387	Check
SPZ 1400	Check
SPZ 1412	Check
SPZ 1420	Check
SPZ 1437	Check
SPZ 1462	Check
SPZ 1487	Check
SPZ 1500	Check
SPZ 1512	Check
SPZ 1520	Check
SPZ 1537	Check
SPZ 1562	Check
SPZ 1587	Check
SPZ 1600	Check
SPZ 1612	Check
SPZ 1632	Check
SPZ 1637	Check
SPZ 1650	Check
SPZ 1662	Check
SPZ 1687	Check
SPZ 1700	Check
SPZ 1737	Check
SPZ 1762	Check
SPZ 1787	Check
SPZ 1800	Check
SPZ 1812	Check
SPZ 1837	Check
SPZ 1850	Check
SPZ 1862	Check
SPZ 1887	Check
SPZ 1900	Check
SPZ 1937	Check
SPZ 1987	Check
SPZ 2000	Check
SPZ 2037	Check
SPZ 2060	Check
SPZ 2087	Check
SPZ 2120	Check
SPZ 2137	Check
SPZ 2160	Check
SPZ 2187	Check
SPZ 2240	Check
SPZ 2280	Check
SPZ 2287	Check
SPZ 2300	Check
SPZ 2360	Check
SPZ 2430	Check
SPZ 2450	Check
SPZ 2487	Check
SPZ 2500	Check
SPZ 2540	Check
SPZ 2650	Check
SPZ 2690	Check
SPZ 2800	Check
SPZ 2840	Check
SPZ 2900	Check
SPZ 3000	Check
SPZ 3150	Check
SPZ 3170	Check
SPZ 3350	Check
SPZ 3550	Check

Ref Lw - mm	Price
SPA 732	Check
SPA 757	Check
SPA 800	Check
SPA 807	Check
SPA 832	Check
SPA 850	Check
SPA 857	Check
SPA 875	Check
SPA 882	Check
SPA 900	Check
SPA 907	Check
SPA 925	Check
SPA 932	Check
SPA 950	Check
SPA 957	Check
SPA 982	Check
SPA 1000	Check
SPA 1032	Check
SPA 1060	Check
SPA 1082	Check
SPA 1090	Check
SPA 1107	Check
SPA 1120	Check
SPA 1132	Check
SPA 1157	Check
SPA 1180	Check
SPA 1207	Check
SPA 1220	Check
SPA 1232	Check
SPA 1250	Check
SPA 1257	Check
SPA 1272	Check
SPA 1282	Check
SPA 1307	Check
SPA 1320	Check
SPA 1332	Check
SPA 1337	Check
SPA 1357	Check
SPA 1382	Check
SPA 1400	Check
SPA 1407	Check
SPA 1432	Check
SPA 1450	Check
SPA 1457	Check
SPA 1482	Check
SPA 1500	Check
SPA 1507	Check
SPA 1532	Check
SPA 1550	Check
SPA 1557	Check
SPA 1582	Check
SPA 1600	Check
SPA 1632	Check
SPA 1650	Check
SPA 1657	Check
SPA 1682	Check
SPA 1700	Check
SPA 1732	Check
SPA 1750	Check
SPA 1757	Check

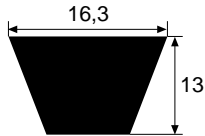
Ref Lw - mm	Price
SPA 1782	Check
SPA 1800	Check
SPA 1807	Check
SPA 1832	Check
SPA 1850	Check
SPA 1857	Check
SPA 1882	Check
SPA 1900	Check
SPA 1907	Check
SPA 1932	Check
SPA 1950	Check
SPA 1957	Check
SPA 1982	Check
SPA 2000	Check
SPA 2032	Check
SPA 2057	Check
SPA 2060	Check
SPA 2082	Check
SPA 2120	Check
SPA 2132	Check
SPA 2182	Check
SPA 2207	Check
SPA 2232	Check
SPA 2240	Check
SPA 2282	Check
SPA 2300	Check
SPA 2307	Check
SPA 2332	Check
SPA 2360	Check
SPA 2382	Check
SPA 2432	Check
SPA 2482	Check
SPA 2500	Check
SPA 2532	Check
SPA 2582	Check
SPA 2607	Check
SPA 2632	Check
SPA 2650	Check
SPA 2732	Check
SPA 2782	Check
SPA 2800	Check
SPA 2832	Check
SPA 2847	Check
SPA 2882	Check
SPA 2932	Check
SPA 2982	Check
SPA 3000	Check
SPA 3032	Check
SPA 3082	Check
SPA 3150	Check
SPA 3250	Check
SPA 3282	Check
SPA 3350	Check
SPA 3382	Check
SPA 3550	Check
SPA 3750	Check
SPA 4000	Check
SPA 4250	Check
SPA 4500	Check
SPA 4620	Check
SPA 5000	Check

NARROW PROFILE V-BELT

SPB PROFILE

$$Li = Lw - 60$$

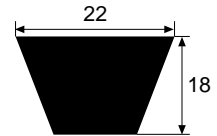
$$La = Lw + 22$$



SPC PROFILE

$$Li = Lw - 83$$

$$La = Lw + 30$$



Ref	Price
Lw - mm	
SPB 1250	Check
SPB 1320	Check
SPB 1340	Check
SPB 1360	Check
SPB 1400	Check
SPB 1410	Check
SPB 1450	Check
SPB 1500	Check
SPB 1550	Check
SPB 1590	Check
SPB 1600	Check
SPB 1650	Check
SPB 1690	Check
SPB 1700	Check
SPB 1750	Check
SPB 1800	Check
SPB 1850	Check
SPB 1900	Check
SPB 1950	Check
SPB 2000	Check
SPB 2020	Check
SPB 2060	Check
SPB 2120	Check
SPB 2150	Check
SPB 2180	Check
SPB 2240	Check
SPB 2280	Check
SPB 2300	Check
SPB 2360	Check
SPB 2410	Check
SPB 2430	Check
SPB 2500	Check
SPB 2530	Check
SPB 2600	Check
SPB 2650	Check
SPB 2680	Check
SPB 2720	Check
SPB 2760	Check

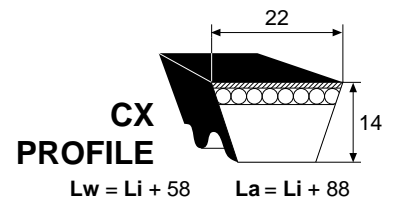
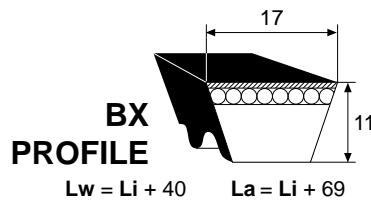
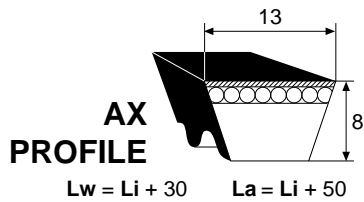
Ref	Price
Lw - mm	
SPB 2800	Check
SPB 2840	Check
SPB 2850	Check
SPB 2900	Check
SPB 2990	Check
SPB 3000	Check
SPB 3070	Check
SPB 3150	Check
SPB 3170	Check
SPB 3238	Check
SPB 3250	Check
SPB 3340	Check
SPB 3350	Check
SPB 3450	Check
SPB 3550	Check
SPB 3650	Check
SPB 3750	Check
SPB 3800	Check
SPB 4000	Check
SPB 4060	Check
SPB 4250	Check
SPB 4310	Check
SPB 4370	Check
SPB 4500	Check
SPB 4560	Check
SPB 4620	Check
SPB 4750	Check
SPB 4820	Check
SPB 5000	Check
SPB 5300	Check
SPB 5380	Check
SPB 5600	Check
SPB 6000	Check
SPB 6300	Check
SPB 6340	Check
SPB 6700	Check
SPB 7100	Check
SPB 7500	Check
SPB 8500	Check

Ref	Price
Lw - mm	
SPC 2000	Check
SPC 2120	Check
SPC 2240	Check
SPC 2360	Check
SPC 2500	Check
SPC 2650	Check
SPC 2800	Check
SPC 3000	Check
SPC 3150	Check
SPC 3350	Check
SPC 3500	Check
SPC 3550	Check
SPC 3750	Check
SPC 4000	Check
SPC 4100	Check
SPC 4250	Check
SPC 4500	Check
SPC 4750	Check
SPC 5000	Check
SPC 5300	Check
SPC 5500	Check
SPC 5600	Check
SPC 5800	Check
SPC 6000	Check
SPC 6300	Check
SPC 6700	Check
SPC 7100	Check
SPC 7500	Check
SPC 8000	Check
SPC 8500	Check
SPC 9000	Check
SPC 9500	Check
SPC 10000	Check
SPC 10600	Check
SPC 11200	Check
SPC 12500	Check
SPC 14000	Check

HEXAGONAL AND MULTIPLE DRIVES AVAILABLE UPON REQUEST



CLASSIC TOOTHED V-BELT



Ref belt	Li mm	Price
AX 21	533	Check
AX 22	559	Check
AX 23	584	Check
AX 24	610	Check
AX 25	635	Check
AX 26	660	Check
AX 27	686	Check
AX 28	711	Check
AX 29	737	Check
AX 30	762	Check
AX 31	787	Check
AX 32	813	Check
AX 33	838	Check
AX 34	864	Check
AX 35	889	Check
AX 36	914	Check
AX 37	940	Check
AX 38	965	Check
AX 39	991	Check
AX 40	1016	Check
AX 41	1041	Check
AX 42	1067	Check
AX 43	1092	Check
AX 44	1118	Check
AX 45	1143	Check
AX 46	1168	Check
AX 47	1194	Check
AX 48	1219	Check
AX 49	1245	Check
AX 50	1270	Check
AX 51	1295	Check
AX 52	1321	Check
AX 53	1346	Check
AX 54	1372	Check
AX 55	1397	Check
AX 56	1422	Check

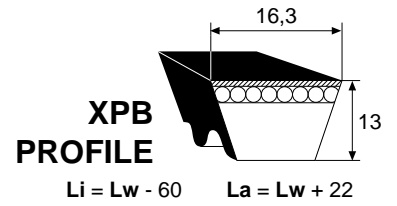
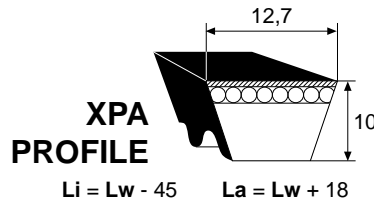
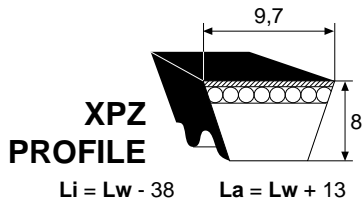
Ref belt	Li mm	Price
AX 57	1448	Check
AX 58	1473	Check
AX 59	1499	Check
AX 60	1524	Check
AX 61	1549	Check
AX 62	1575	Check
AX 63	1600	Check
AX 64	1626	Check
AX 65	1651	Check
AX 66	1676	Check
AX 67	1702	Check
AX 68	1727	Check
AX 69	1753	Check
AX 70	1778	Check
AX 71	1803	Check
AX 72	1829	Check
AX 73	1854	Check
AX 74	1880	Check
AX 75	1905	Check
AX 76	1930	Check
AX 77	1956	Check
AX 78	1981	Check
AX 79	2007	Check
AX 80	2032	Check
AX 81	2057	Check
AX 82	2083	Check
AX 83	2108	Check
AX 84	2134	Check
AX 85	2159	Check
AX 86	2184	Check
AX 87	2210	Check
AX 88	2235	Check
AX 89	2261	Check
AX 90	2286	Check
AX 100	2540	Check
AX 136	3454	Check

Ref belt	Li mm	Price
BX 23	584	Check
BX 24	610	Check
BX 25	635	Check
BX 26	660	Check
BX 27	686	Check
BX 28	711	Check
BX 29	737	Check
BX 30	762	Check
BX 31	787	Check
BX 32	813	Check
BX 33	838	Check
BX 34	864	Check
BX 35	889	Check
BX 36	914	Check
BX 37	940	Check
BX 38	965	Check
BX 39	991	Check
BX 40	1016	Check
BX 41	1041	Check
BX 42	1067	Check
BX 43	1092	Check
BX 44	1118	Check
BX 45	1143	Check
BX 46	1168	Check
BX 47	1194	Check
BX 48	1219	Check
BX 49	1245	Check
BX 50	1270	Check
BX 51	1295	Check
BX 52	1321	Check
BX 53	1346	Check
BX 54	1372	Check
BX 55	1397	Check
BX 56	1422	Check
BX 57	1448	Check
BX 58	1473	Check
BX 59	1499	Check
BX 60	1524	Check
BX 61	1549	Check
BX 62	1575	Check
BX 63	1600	Check
BX 64	1626	Check
BX 65	1651	Check

Ref belt	Li mm	Price
BX 66	1676	Check
BX 67	1702	Check
BX 68	1727	Check
BX 69	1753	Check
BX 70	1778	Check
BX 71	1803	Check
BX 72	1829	Check
BX 73	1854	Check
BX 74	1880	Check
BX 75	1905	Check
BX 76	1930	Check
BX 77	1956	Check
BX 78	1981	Check
BX 79	2007	Check
BX 80	2032	Check
BX 81	2057	Check
BX 82	2083	Check
BX 83	2108	Check
BX 84	2134	Check
BX 85	2159	Check
BX 86	2184	Check
BX 87	2210	Check
BX 88	2235	Check
BX 89	2261	Check
BX 90	2286	Check
BX 91	2311	Check
BX 92	2337	Check
BX 93	2362	Check
BX 94	2388	Check
BX 95	2413	Check
BX 96	2438	Check
BX 97	2464	Check
BX 98	2489	Check
BX 100	2540	Check
BX 102	2591	Check
BX 103	2616	Check
BX 104	2642	Check
BX 105	2667	Check
BX 108	2743	Check
BX 110	2794	Check
BX 112	2845	Check
BX 132	3353	Check
BX 136	3454	Check

Ref belt	Li mm	Price
CX 38	965	Check
CX 42	1067	Check
CX 43	1092	Check
CX 44	1118	Check
CX 45	1143	Check
CX 46	1168	Check
CX 47	1194	Check
CX 48	1219	Check
CX 49	1245	Check
CX 50	1270	Check
CX 51	1295	Check
CX 52	1321	Check
CX 53	1346	Check
CX 54	1372	Check
CX 55	1397	Check
CX 56	1422	Check
CX 57	1448	Check
CX 58	1473	Check
CX 59	1499	Check
CX 60	1524	Check
CX 61	1549	Check
CX 62	1575	Check
CX 63	1600	Check
CX 64	1626	Check
CX 65	1651	Check
CX 66	1676	Check
CX 67	1702	Check
CX 68	1727	Check
CX 69	1753	Check
CX 70	1778	Check
CX 71	1803	Check
CX 72	1829	Check
CX 75	1905	Check
CX 77	1956	Check
CX 78	1981	Check
CX 79	2007	Check
CX 80	2032	Check
CX 81	2057	Check
CX 82	2083	Check
CX 84	2134	Check
CX 85	2159	Check
CX 86	2184	Check
CX 88	2235	Check
CX 90	2286	Check
CX 96	2438	Check

NARROW TOOTHED PROFILE V-BELT



Ref	Price
Lw - mm	
XPZ 587	Check
XPZ 612	Check
XPZ 630	Check
XPZ 662	Check
XPZ 670	Check
XPZ 687	Check
XPZ 710	Check
XPZ 737	Check
XPZ 750	Check
XPZ 787	Check
XPZ 812	Check
XPZ 837	Check
XPZ 850	Check
XPZ 862	Check
XPZ 887	Check
XPZ 900	Check
XPZ 912	Check
XPZ 937	Check
XPZ 950	Check
XPZ 962	Check
XPZ 987	Check
XPZ 1000	Check
XPZ 1012	Check
XPZ 1037	Check
XPZ 1047	Check
XPZ 1060	Check
XPZ 1077	Check
XPZ 1087	Check
XPZ 1112	Check
XPZ 1120	Check
XPZ 1137	Check
XPZ 1140	Check
XPZ 1150	Check
XPZ 1162	Check
XPZ 1180	Check
XPZ 1187	Check
XPZ 1202	Check
XPZ 1212	Check
XPZ 1237	Check
XPZ 1250	Check
XPZ 1262	Check
XPZ 1287	Check

Ref	Price
Lw - mm	
XPZ 1300	Check
XPZ 1312	Check
XPZ 1320	Check
XPZ 1337	Check
XPZ 1362	Check
XPZ 1387	Check
XPZ 1400	Check
XPZ 1412	Check
XPZ 1420	Check
XPZ 1437	Check
XPZ 1462	Check
XPZ 1487	Check
XPZ 1500	Check
XPZ 1512	Check
XPZ 1537	Check
XPZ 1550	Check
XPZ 1562	Check
XPZ 1587	Check
XPZ 1600	Check
XPZ 1612	Check
XPZ 1637	Check
XPZ 1650	Check
XPZ 1662	Check
XPZ 1687	Check
XPZ 1700	Check
XPZ 1737	Check
XPZ 1750	Check
XPZ 1762	Check
XPZ 1800	Check
XPZ 1812	Check
XPZ 1837	Check
XPZ 1862	Check
XPZ 1900	Check
XPZ 1937	Check
XPZ 2000	Check
XPZ 2120	Check
XPZ 2160	Check
XPZ 2240	Check
XPZ 2287	Check
XPZ 2360	Check
XPZ 2410	Check
XPZ 2500	Check

Ref	Price
Lw - mm	
XPA 757	Check
XPA 775	Check
XPA 800	Check
XPA 832	Check
XPA 850	Check
XPA 875	Check
XPA 882	Check
XPA 900	Check
XPA 932	Check
XPA 950	Check
XPA 1000	Check
XPA 1007	Check
XPA 1030	Check
XPA 1060	Check
XPA 1082	Check
XPA 1090	Check
XPA 1120	Check
XPA 1132	Check
XPA 1150	Check
XPA 1180	Check
XPA 1207	Check
XPA 1232	Check
XPA 1250	Check
XPA 1282	Check
XPA 1307	Check
XPA 1332	Check
XPA 1357	Check
XPA 1382	Check
XPA 1400	Check
XPA 1407	Check
XPA 1432	Check
XPA 1457	Check
XPA 1500	Check
XPA 1532	Check
XPA 1550	Check
XPA 1557	Check
XPA 1582	Check
XPA 1600	Check
XPA 1607	Check
XPA 1632	Check
XPA 1650	Check
XPA 1657	Check

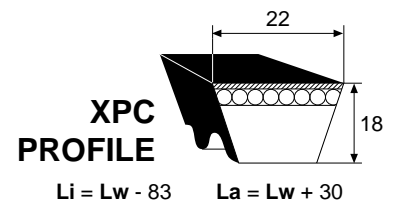
Ref	Price
Lw - mm	
XPA 1680	Check
XPA 1682	Check
XPA 1700	Check
XPA 1707	Check
XPA 1732	Check
XPA 1750	Check
XPA 1757	Check
XPA 1782	Check
XPA 1800	Check
XPA 1807	Check
XPA 1832	Check
XPA 1850	Check
XPA 1857	Check
XPA 1882	Check
XPA 1900	Check
XPA 1932	Check
XPA 1950	Check
XPA 1957	Check
XPA 1982	Check
XPA 2000	Check
XPA 2032	Check
XPA 2057	Check
XPA 2060	Check
XPA 2082	Check
XPA 2120	Check
XPA 2132	Check
XPA 2160	Check
XPA 2180	Check
XPA 2182	Check
XPA 2207	Check
XPA 2240	Check
XPA 2300	Check
XPA 2360	Check
XPA 2382	Check
XPA 2430	Check
XPA 2482	Check
XPA 2500	Check
XPA 2650	Check
XPA 2800	Check
XPA 3000	Check
XPA 3150	Check
XPA 3550	Check

Ref	Price
Lw - mm	
XPB 1250	Check
XPB 1320	Check
XPB 1340	Check
XPB 1360	Check
XPB 1400	Check
XPB 1437	Check
XPB 1450	Check
XPB 1465	Check
XPB 1500	Check
XPB 1525	Check
XPB 1550	Check
XPB 1565	Check
XPB 1600	Check
XPB 1650	Check
XPB 1690	Check
XPB 1700	Check
XPB 1750	Check
XPB 1800	Check
XPB 1850	Check
XPB 1900	Check
XPB 1950	Check
XPB 2000	Check
XPB 2020	Check
XPB 2060	Check
XPB 2120	Check
XPB 2180	Check
XPB 2240	Check
XPB 2280	Check
XPB 2300	Check
XPB 2360	Check
XPB 2400	Check
XPB 2500	Check
XPB 2580	Check
XPB 2650	Check
XPB 2800	Check
XPB 2840	Check
XPB 2990	Check
XPB 3000	Check
XPB 3150	Check
XPB 3350	Check
XPB 3550	Check
XPB 4000	Check
XPB 4060	Check
XPB 4250	Check

La = External development
 Lw = Early development
 Li = Internal development

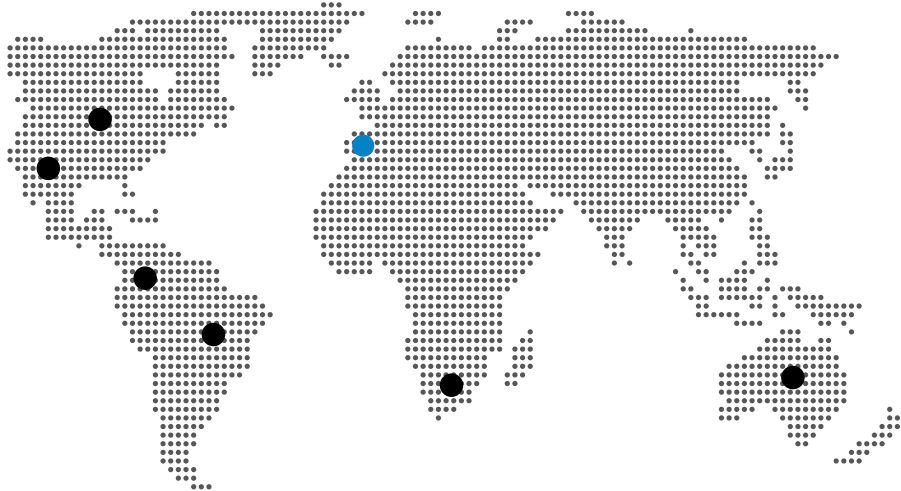
Ref	Price
Lw - mm	
XPC 1792	Check
XPC 1900	Check
XPC 2000	Check
XPC 2120	Check
XPC 2240	Check
XPC 2360	Check
XPC 2500	Check
XPC 2650	Check
XPC 2800	Check
XPC 3000	Check

Ref	Price
Lw - mm	
XPC 3150	Check
XPC 3350	Check
XPC 3550	Check
XPC 3750	Check
XPC 4000	Check
XPC 4250	Check
XPC 4500	Check
XPC 4750	Check
XPC 5000	Check



REXON GROUP

Since 1995



AUSTRALIA

76 Jijaws Street, Sumner Park, Brisbane, QLD. 4074

BRASIL

Rua Dr. Paulo Leite de Oliveira, 265 - Butantã - CEP: 05551-020
São Paulo / SP - BRASIL

USA

6955 McCormick Street
Lincoln, NE 68507, USA

MEJICO

Gral. L. Cardenas no. 37 of.
Col. P. San Juan de Aragon
Mexico D.F. C.P. 07950

COLOMBIA

Carrera 19 No. 23-39
Armenia, (Quindío)

SUDAFRICA

Bearing Man Park, Droste Crescent,
Droste Park Ext 7, Johannesburg, South Africa.



973 71 18 84 · Fax 973 71 18 09 · lindis@lindis.es · www.lindis.es
Pol. Golparc, Av. d'Europa, 18-20, 25241 Golmés, LLEIDA - SPAIN